

Immigration & Urbanization



**US HISTORY
EOC REVIEW**

New Immigrants (1890-1920)

- Southern Europe

- Italy
- Greece

- Eastern Europe

- Russia
- Poland

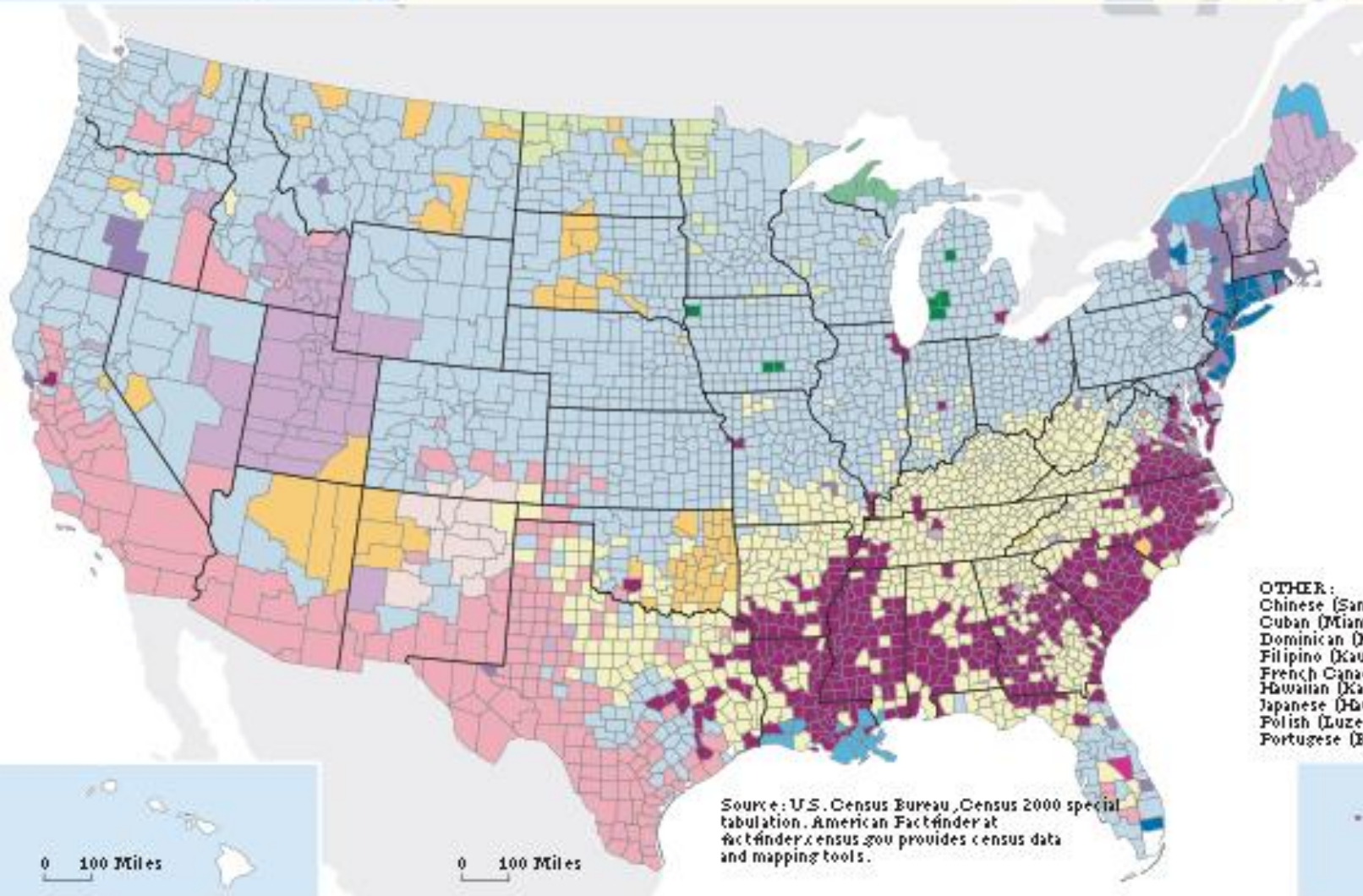


- Catholic, Orthodox, Jewish
- Non-English-speaking countries
- ~~Republican Traditions~~

Largest Ancestry: 2000

(Data based on sample. For information on confidentiality protection, sampling error, nonsampling error, and definitions, see www.census.gov/prod/ken2000/doc/af3.pdf)

Ancestry with largest population in state
see categories below




Ancestry with largest population in county

- African American
- Alut, Eskimo
- American
- American Indian
- Dutch
- English
- Finnish
- French
- German
- Hispanic / Spanish
- Irish
- Italian
- Mexican
- Norwegian
- Puerto Rican
- Other

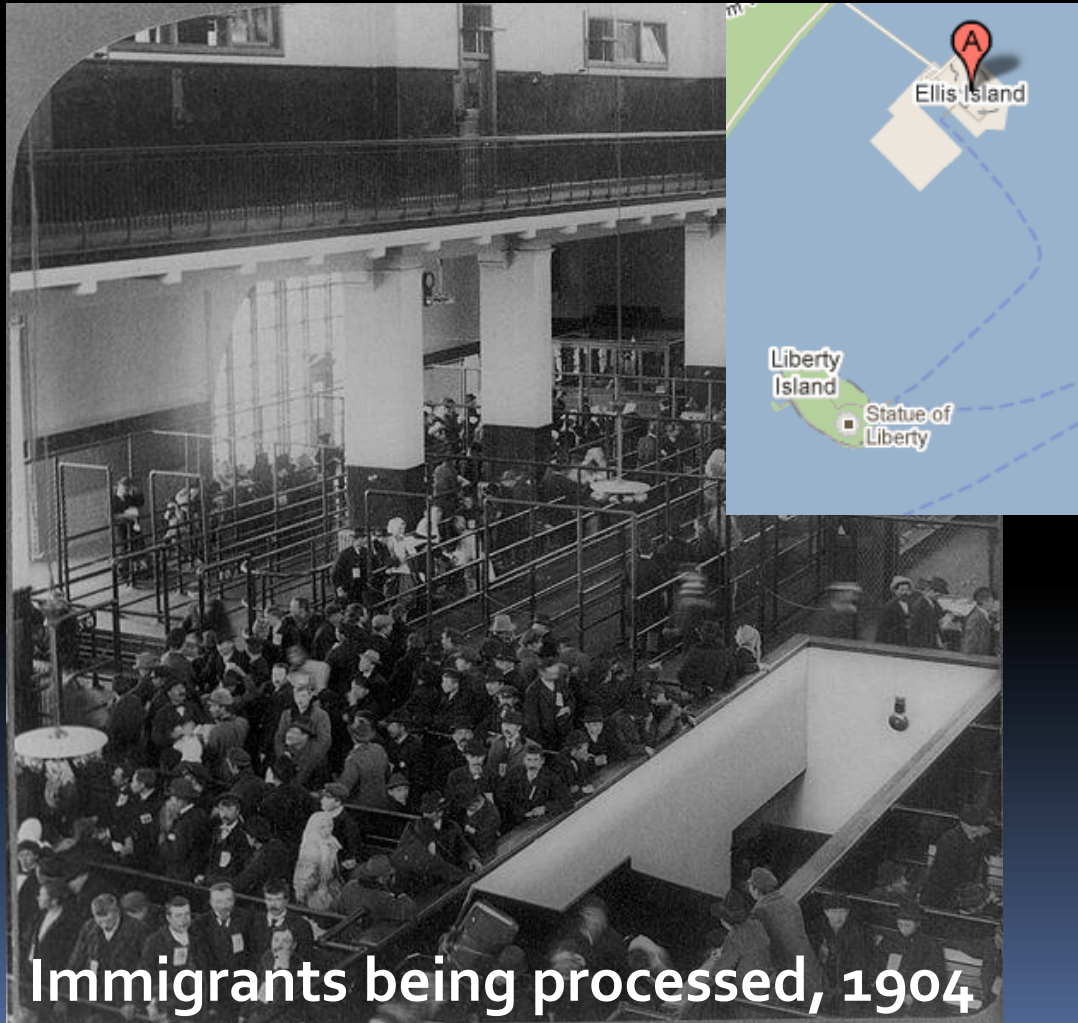
- OTHER:**
 Chinese (San Francisco County, CA)
 Cuban (Miami-Dade County, FL)
 Dominican (New York County, NY)
 Filipino (Kauai and Maui counties, HI)
 French Canadian (Androscoggin County, ME)
 Hawaiian (Kalawao County, HI)
 Japanese (Hawaii State; Honolulu County, HI)
 Polish (Luzerne County, PA)
 Portugese (Bristol County, MA and Bristol County, VT)

Source: U.S. Census Bureau, Census 2000 special tabulation. American Factfinder at factfinder.census.gov provides census data and mapping tools.



Ellis Island

New York City



Immigrants being processed, 1904



The Statue of Liberty on nearby Liberty Island

NATIVISM

1982 Opinion Poll:


"Thinking both of what they have contributed to this country and have gotten from this country, for each one tell me whether you think, on balance, they've been a good or a bad thing for this country."

See [Wikipedia](#) for more public opinion figures on immigration in the United States.

Group	Good	Bad ^[166]
English	66%	6%
Irish	62%	7%
Jews	59%	9%
Germans	57%	11%
Italians	56%	10%
Poles	53%	12%
Japanese	47%	18%
Blacks	46%	16%
Chinese	44%	19%
Mexicans	25%	34%
Koreans	24%	30%
Vietnamese	20%	38%
Puerto Ricans	17%	43%
Haitians	10%	39%
Cubans	9%	59%

Chinese Exclusion Act (1882)

- First US Law to restrict immigration based on nationality or race



- Remained on the books in various forms until **1943**

Immigration Restrictions

Emergency Quota Act

(1921)

First restriction of immigration from Europe

3%

Of people from that country living in the U.S. in 1910

National Origins Act

(1924)

Established *permanent* immigration caps

2%

Of people from that country living in the U.S. in 1890



Effect of Immigration Legislation



1881-1890



1891-1900



1901-1910



1911-1920



1921-1930



1931-1940

Highest
quotas for
Britain,
Germany
, and
Ireland

Melting Pot

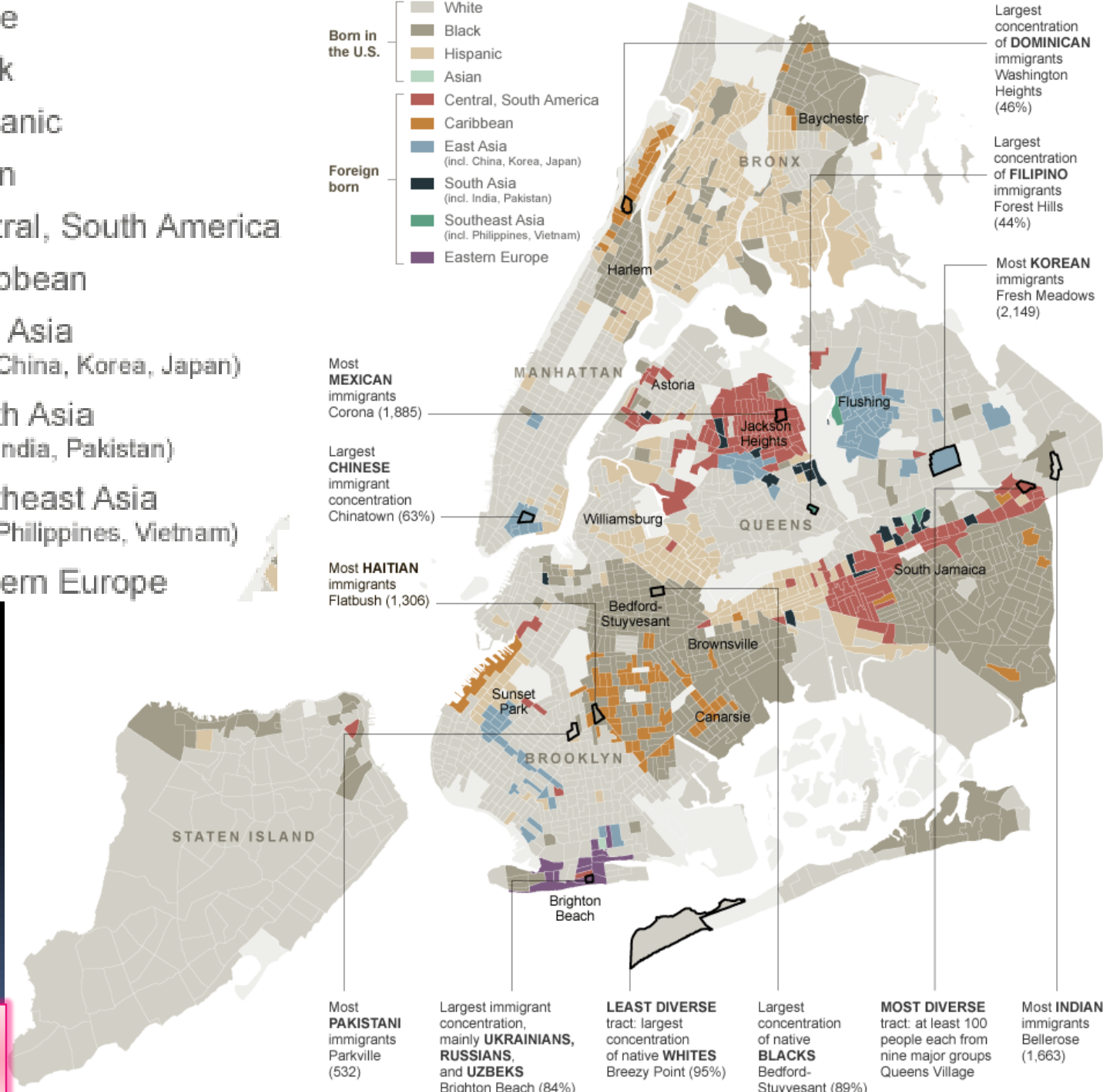


Born in the U.S.

Foreign born

- White
- Black
- Hispanic
- Asian
- Central, South America
- Caribbean
- East Asia (incl. China, Korea, Japan)
- South Asia (incl. India, Pakistan)
- Southeast Asia (incl. Philippines, Vietnam)
- Eastern Europe

- Born in the U.S.
 - White
 - Black
 - Hispanic
 - Asian
- Foreign born
 - Central, South America
 - Caribbean
 - East Asia (incl. China, Korea, Japan)
 - South Asia (incl. India, Pakistan)
 - Southeast Asia (incl. Philippines, Vietnam)
 - Eastern Europe



Largest concentration of **DOMINICAN** immigrants Washington Heights (46%)

Largest concentration of **FILIPINO** immigrants Forest Hills (44%)

Most **KOREAN** immigrants Fresh Meadows (2,149)

Most **MEXICAN** immigrants Corona (1,885)

Largest **CHINESE** immigrant concentration Chinatown (63%)

Most **HAITIAN** immigrants Flatbush (1,306)

Most **PAKISTANI** immigrants Parkville (532)

Largest immigrant concentration, mainly **UKRAINIANS, RUSSIANS, and UZBEKS** Brighton Beach (84%)

LEAST DIVERSE tract: largest concentration of native **WHITES** Breezy Point (95%)

Largest concentration of native **BLACKS** Bedford-Stuyvesant (89%)

MOST DIVERSE tract: at least 100 people each from nine major groups Queens Village

Most **INDIAN** immigrants Bellerose (1,663)

NYC Today Ethnic Neighborhoods

Source: *New York Times*


MUCKRAKERS



- Muckrakers were journalists and photographers who exposed the abuses of wealth and power.
- They felt it was their job to write and expose corruption in industry, cities and government.
- Objectives: Create public outcry / Encourage Government Reforms

Jacob Riis



- Photographer
- *How the Other Half Lives*
 - Documented living conditions in New York City's tenements.
 - Sweatshops
- **LINK:**
- <http://www.authentichistory.com/1865-1897/progressive/riis/index.html>







The Jungle



Upton Sinclair

Chronicled abuses in
Chicago's meatpacking
industry

THESIS:

Gov. Regulation Needed

Jane Addams

“Settlement House” Movement

- **Hull House**
 - Chicago, IL
- Education, Job Training, Child Care, etc.
- Social and economic opportunities for the working class



Jane Addams